

Canon KNOW HOW®

1-800-OK-CANON
www.usa.canon.com

Canon U.S.A., Inc.
One Canon Plaza, Lake Success, NY 11042 U.S.A.

Canon Canada Inc.
6390 Dixie Road, Mississauga, Ontario L5T 1P7 Canada

Canon Mexicana, S. DE R.L. DE C.V.
Blvd. M. A. Camacho No. 138, Piso PB, 15, 16 y 17, Col. Lomas de Chapultepec,
C.P. 11000 México, D.F. México

Canon Latin America Inc.
730 Waterford Way, Suite 400, Miami, FL 33126 U.S.A.

Canon

IMAGE
STABILIZER

10×42 L IS III 6.5'



BINOCULARS

Bring the World to Your Eyes.



Built to the world's most exacting standards.


No one knows more about optics than Canon. So in creating the binocular line, Canon drew on its vast optical expertise to incorporate the advanced technologies found in their cameras and lenses, maximizing clarity and enhancing performance. That's why Canon offers you features like highly sophisticated engineering, superior lenses and Image Stabilizer technology.

Each model has been meticulously engineered for comfort and convenience in real world conditions. Since they are designed to be easy to hold and operate, the lineup features unsurpassed ergonomics, and many models are equipped with special slip-free grips. Available in a full range of sizes and magnifications, there's a Canon binocular for every need, so whether you are whale watching or following a horse race, Canon binoculars let you view your subject with unrivalled precision and comfort.

Canon. A passion for perfection.

The legendary L Lens.

The bright red line engraved on the lens barrel is the signature of the Canon L Lens. L-series Lenses are on a level above the rest, possessing groundbreaking image performance, outstanding operability and resistance to weather and aging. Canon's L Lenses are well known by professional photographers around the world for their innovative optical design, exceptional quality and brilliant clarity. Canon has equipped its new top-of-the-line model, the 10x42L IS WP, with extraordinary L-series technology. Manufactured to provide superior image quality throughout the entire viewing area, two Ultra-low Dispersion (UD) elements on each side give you a bolder, brighter view than can be achieved with conventional optics found in ordinary binoculars. With them, you'll see more of your subject, more clearly.



The genius is in the details.

Each Canon binocular has been engineered to deliver performance that will impress. The state-of-the-art optical technology from Canon's world-renowned EF Lens series has been carefully adapted especially for use in several Canon binocular models, offering unparalleled resolution. Also Super Spectra Coating increases image contrast and reduces lens flare and ghosting in many Canon binoculars. In addition, Canon uses Aspherical elements in several of its designs to assure sharper focus while dramatically cutting distortion. Technologies like these enable Canon binoculars to perform at an extraordinarily high standard.

Canon's remarkable Image Stabilizer Technology.

Minimize shaking, maximize viewing.

Shaking occurs naturally when you hold binoculars for an extended period of time. Wind, muscle fatigue and even excitement can contribute to "binocular shake." The more powerful the binoculars, the more pronounced the shake appears. It's tiring on your eyes, it's distracting, and it makes getting a good, sharp focus simply impossible.

To solve this common problem, many Canon binoculars are equipped with Image Stabilizer (IS) technologies. Originally developed for Canon's high performance video camcorder family, these IS technologies have been brilliantly adapted specifically for Canon's binocular line.

Focus and Follow.

It isn't always convenient to use a tripod — especially if you or your subject is moving. With Canon's IS binocular models there's no need for additional equipment. For binoculars with magnification powers of 10x, 12x, 15x and 18x, Canon offers an Image Stabilizer system utilizing a Vari-Angle Prism (VAP). This system has two sensors — one vertical and another horizontal — that detect motion as well as a microprocessor that adjusts the Vari-Angle Prism on each side, in a bellows-type fashion, according to the amount of binocular shake detected. This provides instant adjustment of the refraction angle to compensate for motion. So what you see through the lenses is absolutely steady — even when you're not.

Optical Image Stabilization System



Image Stabilizer ON

Image Stabilizer OFF





BINOCULARS **10x42 L IS WP**

A breakthrough in binocular design, Canon's new model is the world's first binocular with image stabilization (as of January 1, 2005) and is the first completely waterproof model in the Canon IS binocular line-up. The 10x42L IS WP is equipped with

Canon's high-performance L-series optics that feature two Ultra-low Dispersion (UD) lens elements on each side. The 4.2mm exit pupil diameter delivers the brightest optics in the Canon IS series. With an extra wide 65° apparent angle-of-view, these

binoculars qualify as wide angle instruments, allowing you to see more of your subject. Doublet Field Flatteners offer superb edge-to-edge sharpness. A metal coating prevents fogging, and the ribbed surface ensures a secure grip.



15x50 IS All Weather

BINOCULARS **18x50 IS** **ALL WEATHER**

BINOCULARS **15x50 IS** **ALL WEATHER**

These all weather models set a new performance standard. With one-touch Image Stabilizer technology, they instantly compensate for "binocular shake." Large-diameter 50mm front objective lenses accommodate a wide range of activities —



18x50 IS All Weather

from sports to astronomical observation. A multi-coated Ultra-low Dispersion (UD) lens element in each objective section delivers outstanding image contrast, sharpness and color clarity. To accommodate eyeglass wearers, 15mm

Long-Eye Relief provides greater viewing comfort, and the ergonomic design makes them very easy to hold. An optional anti-fog eyepiece prevents condensation and fogging in foul weather.



BINOCULARS 12x36 IS II

Light, sleek and powerful, these advanced binoculars feature Canon's celebrated Image Stabilizer technology to keep the image steady even when you're not. High magnification multi-coated lenses deliver a wide, extra-bright field-of-view.

The Doublet Field Flatteners keep images sharp from edge-to-edge. The enhanced power-saving technology coupled with optional lithium AA batteries provide up to 12 hours of continuous use. All Canon binoculars feature a center focus for easy

one-handed operation, and the 12x36 IS II has a water-resistant non-slip rubber coating that assures secure handling in a wide range of environments.



BINOCULARS 10x30 IS

Light in weight but powerful in performance, these well-designed binoculars offer Canon's superb Image Stabilizer technology to instantly counteract "binocular shake." The Doublet Field Flatteners provides

sharp, distortion-free images from edge-to-edge. Canon's Super Spectra Multi Coating assures superior contrast so you see everything in the best possible light. A non-slip rubber coating makes the 10x30 IS easy to hold even when you're

wearing gloves or in a damp environment. There's also Long-Eye Relief to provide greater comfort for those who wear eyeglasses.





BINOCULARS
8x25 IS

Ultra compact and lightweight, this model features Canon's high-efficiency Tilt-System Image Stabilization that combines stability with sleek styling. They're the world's smallest, lightest and most affordable image stabilized

binoculars (as of January 1, 2005). An extremely compact ergonomic design makes the 8x25 IS comfortable to carry and even easier to use. Canon's all-glass optics with Super Spectra Multi Coating assure outstanding sharpness, clarity

and contrast. And these binoculars are not only user-friendly, they're also environmentally friendly — only lead-free glass is used in the optical system.



BINOCULARS
7x42 A WP

BINOCULARS
8x32 WP

BINOCULARS
7x17 FC

With its 42mm objective lens and 6mm exit pupil diameter—the largest among Canon binoculars—the 7x42 A WP provides an exceptionally bright image. Plus, you get powerful Aspherical optics and an easy-to-hold, waterproof design.



8x32 WP



7x17 FC

The 8x32 WP offers a compact roof-prism design with a 60° apparent angle-of-view. Other features include its nitrogen-filled waterproof construction and a Field Flattener lens in each eyepiece.

The smallest Canon binocular, the 7x17 FC features retracting lens barrels, a sliding eye-adjustment mechanism and lenses with Canon's Super Spectra Multi Coating. It also provides close focusing at distances down to five feet.



Find the binoculars that fit your needs.

Waterproof and all weather Lead-free optics

Several models in the Canon binocular line are waterproof or water-resistant. Designed to be used outdoors and on the water, these models are built to withstand a broad range of conditions including rain, humidity and more. The new Canon 10x42L IS WP offers Canon's highest standard of waterproof performance—it can be completely submerged.

Canon uses environmentally friendly lead-free glass in its optical systems. This creates the high-quality performance you demand from your binocular while protecting the environment from unnecessary harm.

The importance of objective lens diameter

Binoculars are described by the power of their magnification (18x, 15x, 12x,

etc.) combined with the diameter of their objective lenses (50mm, 42mm, 36mm, etc.) The greater the magnification power, the larger your viewing subject will appear in the objective lens as you look through the binoculars.

For instance, if you use the 10x42L IS WP to track a subject 100 yards away, it appears to be the same size as a subject located just 10 yards away seen without binoculars. All things being equal, the larger the diameter of the objective lens, the more light it can admit for brighter,

more detailed images. So binoculars like the 10x42L IS WP, 18x50 IS AW and 15x50 IS AW produce particularly bright, clear images.

The key to Field-of-View

The field-of-view is the area you see when you look through the binocular. The higher the magnification power, the narrower the field-of-view. The apparent angle-of-view is the product of the magnification times the real field-of-view. So in the case of the 10x42L IS WP, the 10x magnification with

a 6.5° field-of-view appears to have a 65° range; qualifying it as a wide angle instrument. The greater the apparent angle-of-view, the easier it is for you to pinpoint and track your subject. The Canon binocular line offers models with apparent angles-of-view that range from 45° to 67°.

Differences in brightness



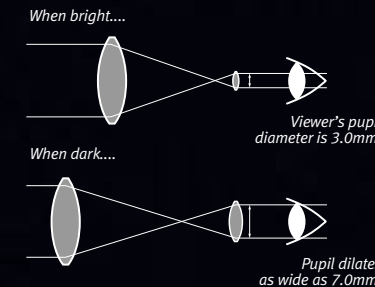
Canon's Super Spectra Multi Coating

The brightness of an image is associated with the amount of incidental light that is reflected by the lens. Uncoated lenses can reflect away as much as 8% of incoming light per lens element — resulting in a dim image. For this reason Canon employs Super Spectra Multi Coating to enhance brightness. Since many things contribute to the brightness of an image, be sure to consider the following factors as you compare binoculars:

Exit pupil diameter

The size of the image that emerges at the binocular's eyepiece impacts image brightness. In dimly lit settings, a large exit pupil, for example 4.2mm found on the 10x42L IS WP, delivers brighter

results. For daytime viewing, binoculars with exit pupil sizes between 2.5 and 3mm are often sufficient.



Objective element diameter

This refers to the front lens element measured in mm. All things being equal, the larger the lens in front of the binocular, the more light it can take in and the brighter the viewing image will be. The 18x50 IS AW and 15x50 IS AW have the largest objective lenses in Canon's binocular lineup.

Twilight coefficient

One difficulty with using traditional numerical ratings to determine a binocular's suitability for low-light

viewing is that higher magnification binoculars, even those with smaller exit pupil size or "relative brightness" ratings, can often reveal better detail in low light because of their higher magnification. Twilight Coefficient or Twilight Factor accounts for the magnifying power of a pair of binoculars, and can be a useful rating—especially if viewing at dawn or dusk, or deep shade viewing conditions.

Judging quality

When evaluating binoculars brands and models, here are few things to look for:

Alignment


If the parallel tubes of the binocular are out of alignment due to a manufacturing defect or accident, you'll see two similar but separate images. There is no way to repair this problem and it renders the binocular virtually useless.

Color


Focus the binocular on a white object. Check two things: first, that the white object appears a faithful white tone



100 yards away with the naked eye.

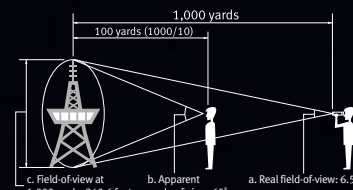


10 yards away with the naked eye.

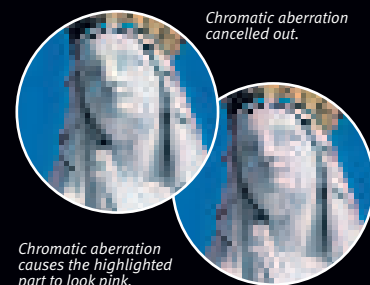


With a 10x magnification binocular, the hot air balloon 100 yards away will seem as if it were 10 yards away.

Looking through a 10x42L IS WP binoculars at a subject 1,000 yards away



through the binocular and second, that there's no secondary "band" of color(s) at the edges of the object. This is important because at higher magnifications, chromatic aberrations tend to occur more frequently. Canon binoculars correct for this problem by using UD lenses from Canon's EF Lens series (highest magnification models) or Super Spectra Multi Coating.




Chromatic aberration cancelled out.

Chromatic aberration causes the highlighted part to look pink.

Curvature of the field

High quality binoculars show excellent sharpness not only at the center of images, but at the edges as well. This is easy to check: stand at a 90° angle to a wall with detail and focus. Then check the sharpness from center to edge. For the best possible flat-field performance, most Canon binoculars use Field Flatteners and Aspherical lenses.



Clear image all the way to the edge.


The image near the edge of the circle is blurred.

Clarity

To check for clarity, point the binocular at a clearly defined edge, like the lettering on a sign or a constellation in the night sky. Images should appear crisp and razor-sharp.

Parallel Lines


Excellent binoculars will render parallel lines in a subject as perfectly straight as



Clear image.

Because of lens aberration, the entire image appears blurry.

they appear to the naked eye. It's easy to test with a building or other flat subject with pronounced horizontal or vertical lines by observing whether lines near the periphery remain sharp or tend to curve. Canon's outstanding optics, including Aspherical lens elements, correct for linear distortion.



Perfect parallel image.

The tower is slanted and has a spool-shaped effect.

Anti-Fog Eyepiece AE-B1

Designed specifically for the 18x50 IS AW and the 15x50 IS AW binocular, these eyepieces prevent condensation and fogging. Useful in warm, humid and cold weather.

Without Anti-Fog Piece

With Anti-Fog Piece

Nomenclature

Objective lens

Image Stabilizer button

On/Off Lamp

Diopter adjustment rings

Focusing ring

Eye cup

Eyepiece barrel

Strap eyelets

HOW TO USE BINOCULARS

This is the proper way to adjust a binocular for outdoor use.

1. Look through the binocular, and adjust the spread of the eyepieces until you see one circular image.
2. Close your right eye and look through the left eyepiece. Use the focusing ring to focus sharply on the subject.
3. Close your left eye and look through the right eyepiece. Do not turn the center

focus ring any further. Turn only the right-side eyepiece diopter ring as necessary.



Remembering the readings of the diopters will make it easier to readjust the binoculars after someone else has used them.

4. The binocular should now be adjusted for your eyesight. When you move the focusing ring for different distances, the image will remain sharply focused.

Please note that eye spacing and diopter adjustment is different for each person. Another person would have to adjust the eye spacing and diopter again.

For eyeglass wearers

If you look through the binocular while wearing eyeglasses, your eyes will be further

away from the eyepieces, causing the image to gradually shade off at the edges. To prevent this, use the foldaway rubber eyepiece rings if available.



For added comfort, eyeglass wearers can adjust the eyecups on IS series binoculars by folding back the rubber eyepiece rings or by twisting the eyepiece up or down in the case of the 10x42L IS WP.

	Prism	Focusing Systems	Magnification	Obj. Lens Diameter (mm)	Focus Range (feet)	Exit Pupil (mm)	Relative Brightness	Eye-Relief (mm)	Real Field-of-View(°)	Apparent Angle-of-View(°)	Field-of-View at 1,000 yds. (ft.)	Size (Encased) [W x D x H] (in.)	Weight* (oz.)	Water Resistant	Exterior Finish	Power Source	Battery Life***
18x50 IS AW	Porro II Prism	Center-Focusing	18x	50	19.7 - Infinity	2.8	7.8	15 (Long-Eye Relief)	3.7	66.6 (Wide)	194	6 x 7-9/16 x 3-3/16	41.7	Water Resistant (Usable in heavy rain)	Rubber Coat	Two AA Alkaline Batteries	2.5 hrs.
15x50 IS AW	Porro II Prism	Center-Focusing	15x	50	19.7 - Infinity	3.3	10.9	15 (Long-Eye Relief)	4.5	67.5 (Wide)	236	6 x 7-9/16 x 3-3/16	41.7	Water Resistant (Usable in heavy rain)	Rubber Coat	Two AA Alkaline Batteries	2.5 hrs.
10x42L IS WP	Porro II Prism	Center-Focusing	10x	42	8.2 - Infinity	4.2	17.64	16 (Long-Eye Relief)	6.5	65.0 (Wide)	340.6	5.4 x 6.9 x 3.4	36.8	Waterproof for 30 min.**	Rubber Coat	Two AA Alkaline Batteries	4 hrs.
12x36 IS II	Porro II Prism	Center-Focusing	12x	36	19.7 - Infinity	3.0	9.0	14.5	5	60.0 (Wide)	262	5 x 6-15/16 x 2-13/16	23.3	-	Rubber Coat (Soft Plastic)	Two AA Alkaline Batteries	4 hrs.
10x30 IS	Porro II Prism	Center-Focusing	10x	30	13.8 - Infinity	3.0	9.0	14.5	6	60.0 (Wide)	314	5 x 5-15/16 x 2-13/16	22.2	-	Rubber Coat (Soft Plastic)	Two AA Alkaline Batteries	4 hrs.
8x25 IS	Porro II Prism	Center-Focusing	8x	25	11.5 - Infinity	3.1	9.6	13.5	6.6	52.8	346	4-11/16 x 5-3/8 x 2-3/8	16.9	-	Matte	One CR123 Lithium Battery	6 hrs.
7x42 A WP	Roof-prism	Center-Focusing	7x	42	13.1 - Infinity	6.0	36.0	17 (Long-Eye Relief)	7	49.0	367	5 x 6 x 2	26.5	Waterproof for 5 min.**	Rubber Coat (Soft Plastic)	-	-
8x32 WP	Roof-prism	Center-Focusing	8x	32	16.4 - Infinity	4.0	16.0	18 (Long-Eye Relief)	7.5	60.0 (Wide)	393	5-3/8 x 5-11/16 x 2-1/8	21.2	Waterproof for 5 min.**	Rubber Coat	-	-
7x17 FC	Roof-prism	Center-Focusing	7x	17	4.6 - Infinity	2.42	5.9	16 (Long-Eye Relief)	6.5	45.5	340.6	3-5/8 x 2-3/8 x 1	6.3	-	Aluminum Alloy	-	-

*Without batteries. **Waterproof to 3.3 ft. underwater. ***Battery life figures are approximate and based on continuous viewing at 77°F/25°C.